

Fan Coils

KaDeck

KaDeck – the four versions

KaDeck stands out with its versatility.

There are four versions available:

Installation: In suspended ceilings* or below the ceiling

Position: Perimetre or centre of room

Different dry and wet cooling models are also available.

Dry cooling: The coil is optimised for dry cooling, with an optional dew-point monitor sensor.

Wet cooling: The housing is appropriately insulated against condensation water and the coil has been optimized and now has a condensate tray.



* no need for on-site maintenance/inspection access panels when installed within the suspended ceiling




Advantages



Overview




Details




Control



Performance
data



Dimensions



Contact




KAMPMANN
Genau mein Klima.

Flexible space planning

The KaDeck adapts to your needs, whether in a new or existing building. At only 160 mm high, there is always space for it. Take advantage of our decades of experience in air conditioning.

Easy maintenance

Make your in-house facilities manager your friend: almost the entire bottom of the unit doubles as a maintenance access panel. Your technician has access to the air inlet filter and inside of the unit in seconds. No further on-site access panels are required.





It's your choice!

Four different versions allow you to install the unit in the middle of the room or at the perimeter, as well as unobtrusively within the suspended ceiling or discreetly below the ceiling.

Completely hygienic!

Hygienically optimized air conditioning is guaranteed for years to come thanks to the internal construction of the KaDeck and its maintenance concept that conforms to VDI 6022.






Work can be fun!

Thanks to continuously variable EC fans, you can focus on the important matters without disturbing noises and unpleasant draughts. For an interior environment you can feel good in.

Good-looking yet tough

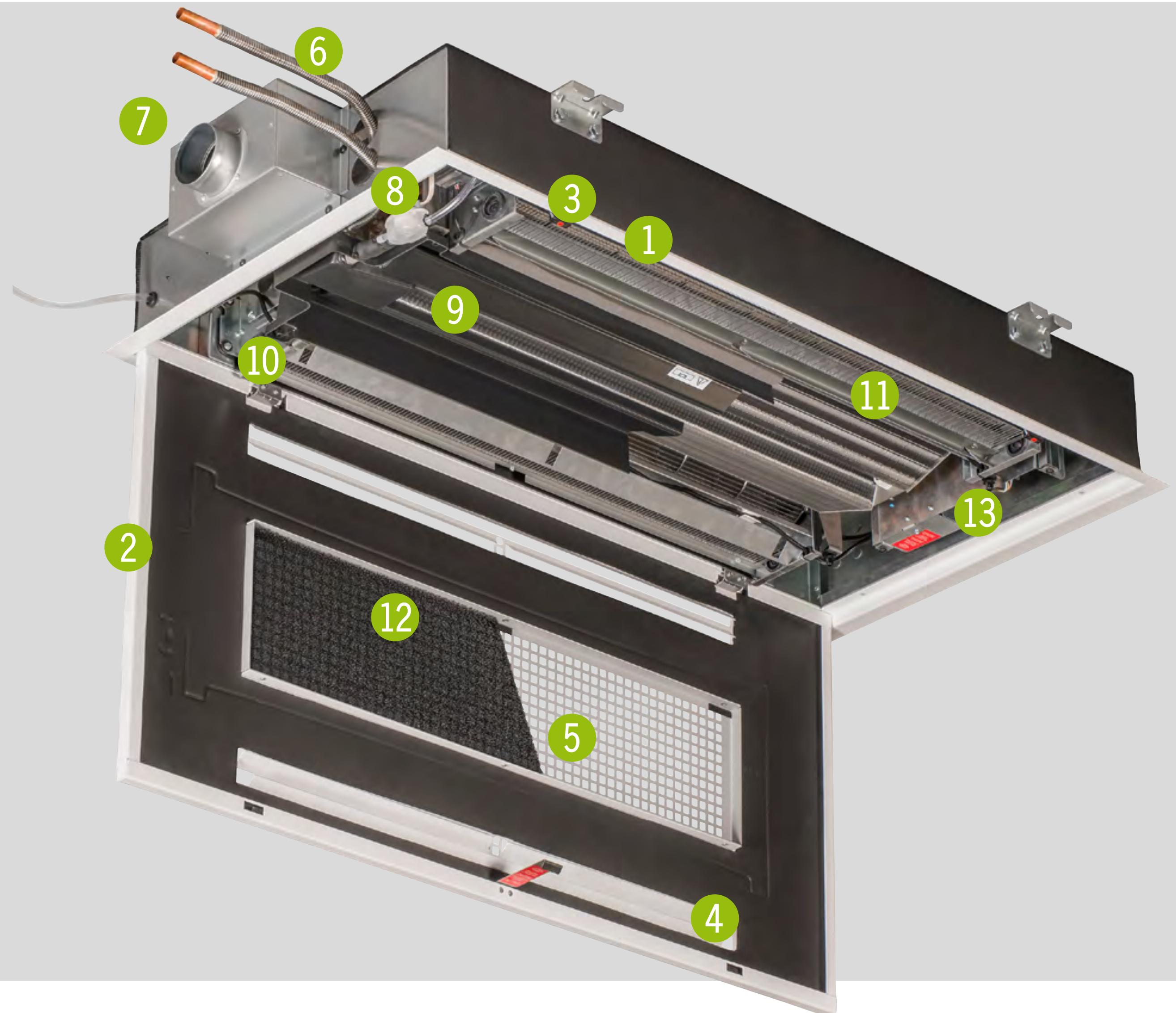
The KaDeck's designer panel blends discreetly and elegantly into your own person interior design. "Industry standard" hinges and locking mechanisms ensure the unit's long service life.



KaDeck at a glance

2-sided discharge within the suspended ceiling

- 1 Connecting frame
- 2 Access panel
- 3 Concealed latches
- 4 Air outlets
- 5 Air inlet
- 6 Waterside connection
- 7 Supply air connection (optional)
- 8 Condensate pump
- 9 Coil
- 10 Hinge
- 11 EC tangential fan
- 12 Air inlet filter
- 13 Electrical connections




Advantages



Overview




Details




Control



Performance
data



Dimensions



Contact



Start

KAMPMANN
Genau mein Klima.



Concealed locking mechanism

► complies with the industry standard for a virtually unlimited service life without disrupting the design



Advantages



Overview




Details




Control



Performance data



Dimensions



Contact



Start



Air outlets

► depending on the model, the air outlets are ideally positioned to maximum the Coanda effect and minimise draughts



Advantages



Overview




Details




Control



Performance data



Dimensions



Contact



Start




Waterside connection

- waterside and electrical connections are arranged so that no further maintenance openings are needed on site




Advantages



Overview




Details



Control



Performance
data



Dimensions



Contact



Start

KAMPMANN
Genau mein Klima.




Supply air connection

- ▶ all models have possible supply air connections from above
- ▶ the suspended ceiling model also offers the option of a side connection through the optional spigot




Advantages



Overview




Details




Control



Performance
data



Dimensions




Contact



Start

KAMPMANN
Genau mein Klima.



Air inlet filter

► optional air inlet filter to protect the heat exchanger



Advantages



Overview




Details




Control



Performance data




Dimensions



Contact



Start




Electrical connections

- ▶ can be lowered for wiring or maintenance purposes
- ▶ provides optimum access
- ▶ optional dewpoint monitor sensor is available




Advantages



Overview




Details



Control



Performance
data



Dimensions



Contact



Start

KAMPMANN
Genau mein Klima.

Controller models





KaControl room automation

- ▶ factory-fitted KaControl technology to set up complete networked systems based on a KaControl control system
- ▶ interfaces for BACnet* or ModBus building automation as an optional plug-in unit
- ▶ 0–10V analogue input to control the fan and valve via a single data point
- ▶ room control unit design with intuitive user guidance
- ▶ integrated timer programme

* Webserver integrated

Flush-mounted clock thermostat 24 V

- ▶ illuminated display
- ▶ integral room temperature sensor
- ▶ heating/cooling for 2-pipe systems



Performance data

Dry cooling model						
Installation	Air outlet	Air volume	Cooling output ¹⁾	Heat output ³⁾	Sound power level	Sound pressure level ⁴⁾
		[m³/h]	[W]	[W]	[dB(A)]	[dB(A)]
under-ceiling	1-sided	95 – 316	306 – 764	817 – 1909	25 – 45	17 – 37
	2-sided	164 – 514	616 – 1498	1631 – 3755	27 – 47	19 – 39
within a suspended ceiling	1-sided	95 – 316	278 – 694	743 – 1736	25 – 45	17 – 37
	2-sided	164 – 514	560 – 1362	1483 – 3414	27 – 47	19 – 39



Wet cooling model						
Installation	Air outlet	Air volume	Cooling output ²⁾	Heat output ³⁾	Sound power level	Sound pressure level ⁴⁾
		[m³/h]	[W]	[W]	[dB(A)]	[dB(A)]
under-ceiling	1-sided	95 – 316	371 – 1078	736 – 1718	25 – 45	17 – 37
	2-sided	164 – 514	765 – 2907	1321 – 3042	27 – 47	19 – 39
within a suspended ceiling	1-sided	95 – 316	337 – 979	669 – 1562	25 – 45	17 – 37
	2-sided	164 – 514	696 – 2642	1201 – 2765	27 – 47	19 – 39

¹⁾ at CHW 16/18°C, entering air temperature 27 °C

²⁾ at CHW 7/12 °C, entering air temperature 27 °C, 48 % r.H.

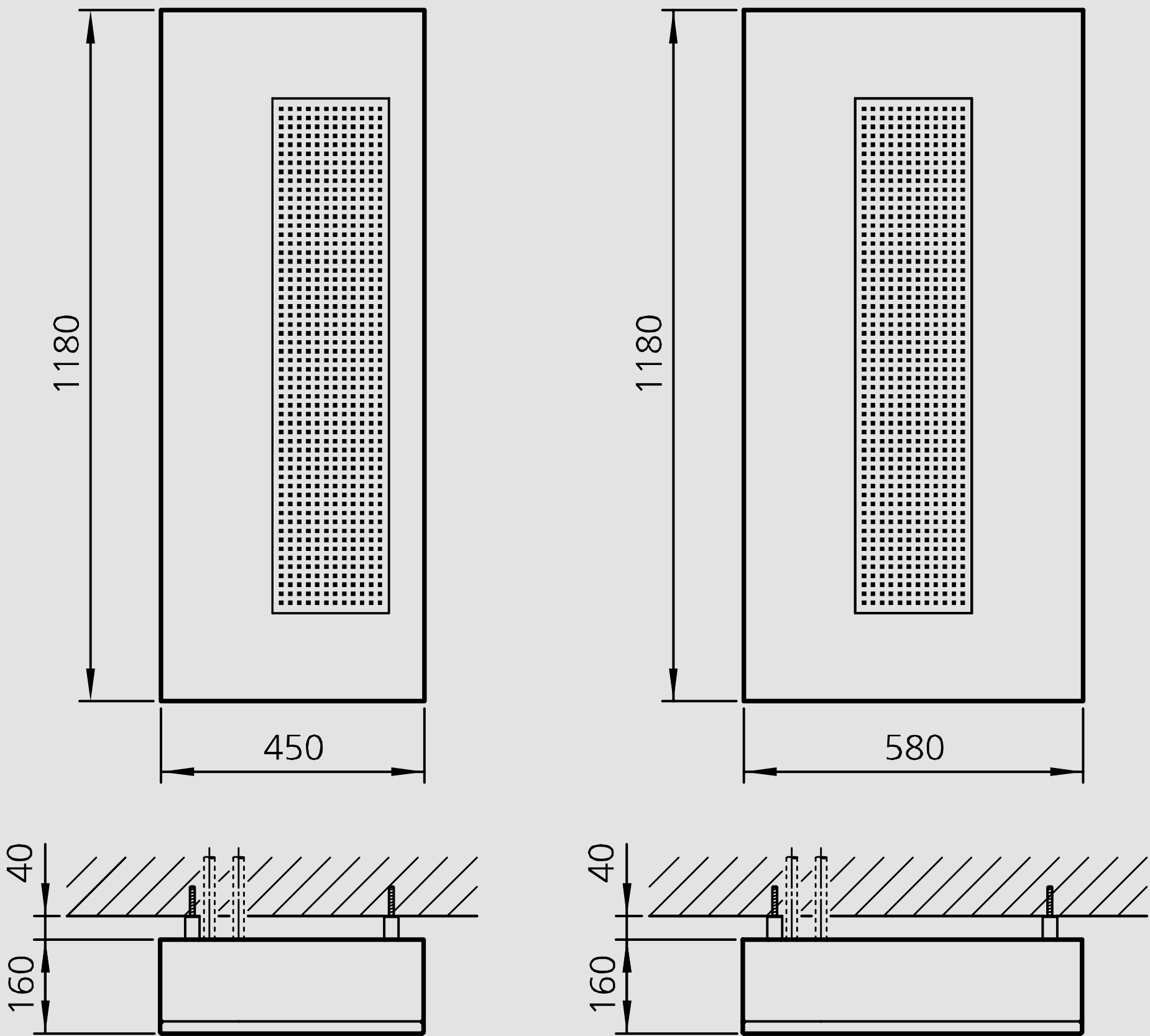
³⁾ at LPHW 55/45 °C, entering air temperature 20 °C

⁴⁾ The sound pressure levels were calculated based on an expected room insulation of 8 dB(A). This corresponds to a distance of 2 m, a room volume of 100 m³ and a reverberation time of 0.5 s (in accordance with VDI 2081).

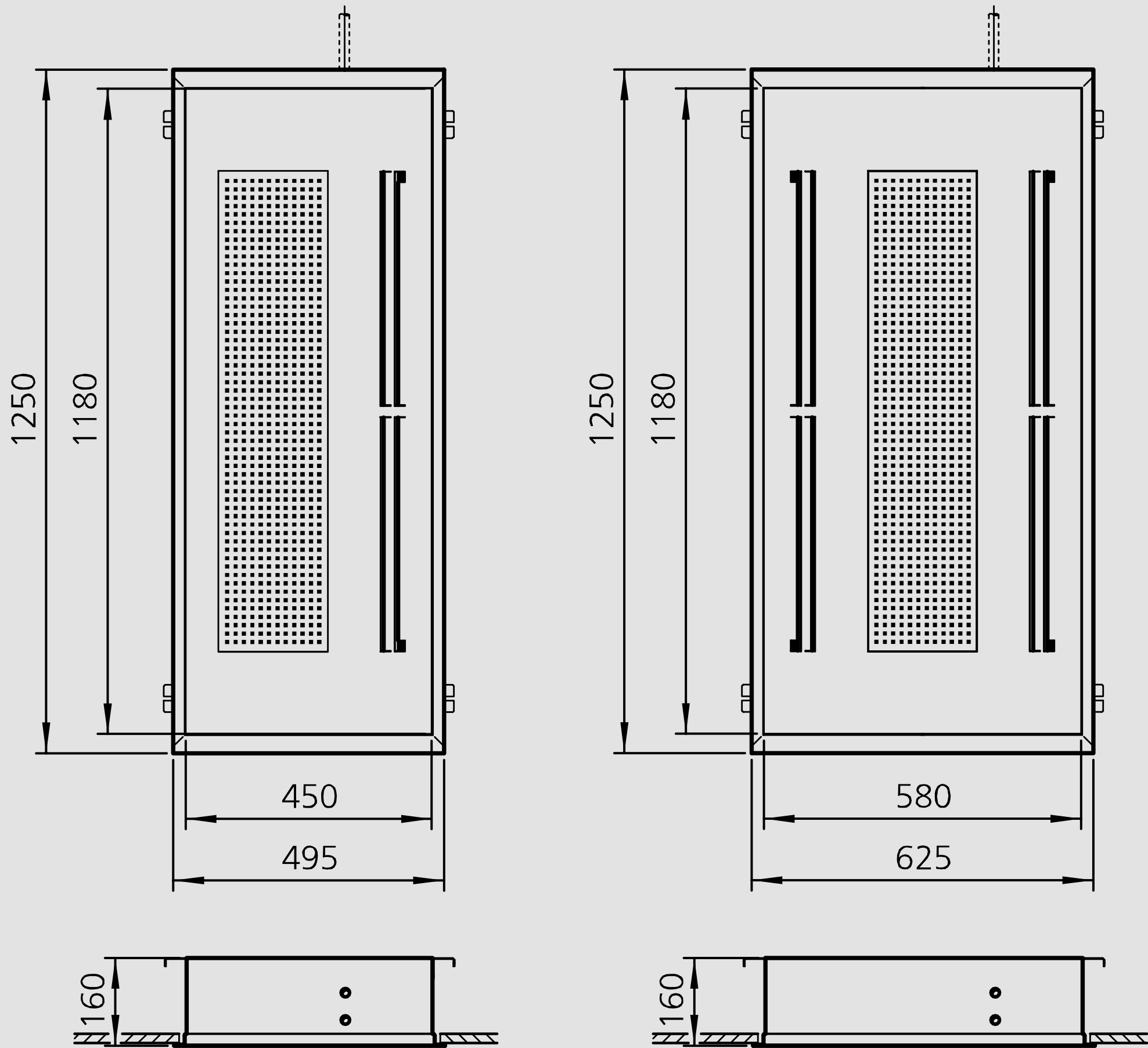


Dimensions

Front view



KaDeck, under-ceiling unit



KaDeck, suspended ceiling unit

All dimensions in [mm]



Benefits for you!

Kampmann offers you the following service benefits:

- ▶ on-site advice
- ▶ design support
- ▶ system solutions
- ▶ detailed discussions
- ▶ operational tests
- ▶ After Sales Service

Find your contact person here:

[Kampmann.co.uk/contact](https://kampmann.co.uk/contact)



Best solutions. Best support.

Kampmann.co.uk



Kampmann GmbH


Friedrich-Ebert-Str. 128–130
49811 Lingen (Ems)
Germany

Kampmann UK Ltd.

Dial House, Govett Avenue
Shepperton, Middlesex, TW17 8AG
Great Britain

You
Tube

in



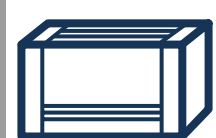
f

T +49 591 7108-660
F +49 591 7108-173
E export@kampmann.de
W Kampmann.de

T +44 1932 228592
F +44 1932 228949
E info@kampmann.co.uk
W Kampmann.co.uk




Advantages



Overview




Details



Control



Performance
data



Dimensions



Contact



Start

KAMPMAN
Genau mein Klima.